

EXHIBITORS' DATA

EXHIBITORS AND BRANDS



FROM ALL OVER THE WORLD

69%

FROM THAILAND

31%

COUNTRIES OF ORIGIN

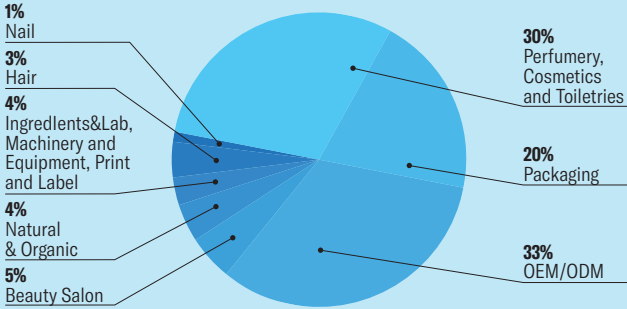
18

COUNTRY PAVILLIONS

4

1,500+

EXHIBITORS PRODUCT SECTORS



COMPARED TO 2023 EDITION

+28% Exhibition area
+27% Exhibitors

TOP EXHIBITING COUNTRIES	THAILAND	CHINA	SOUTH KOREA	ITALY	HONG KONG	JAPAN
--------------------------	----------	-------	-------------	-------	-----------	-------

VISITORS' DATA

ATTENDEES



FROM ALL OVER THE WORLD

20%

FROM THAILAND

80%

COUNTRIES & REGIONS OF ORIGIN

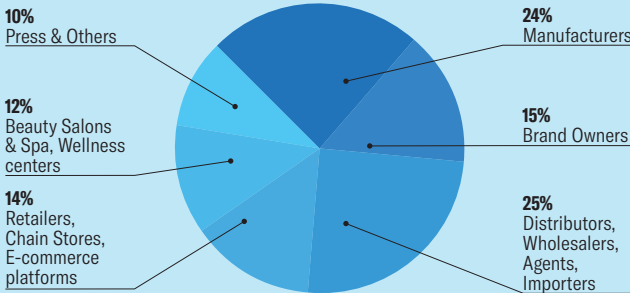
67

PRESS AND OTHERS

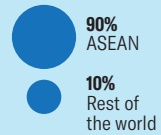
107

16,636

PRIMARY BUSINESS NATURE



VISITORS ORIGIN



COMPARED TO 2023 EDITION

+25% Total Attendees
+25% Local visitor
+28% International

VISITOR'S OBJECTIVES	19% Trends & Networking	36% New suppliers & solutions	25% New brands	16% New technologies	4% Exhibiting in 2025
----------------------	-------------------------	-------------------------------	----------------	----------------------	-----------------------

TOP VISITING COUNTRIES	THAILAND	CHINA	PHILIPPINES	SOUTH KOREA	MALAYSIA	INDIA	JAPAN	CAMBODIA	INDONESIA
------------------------	----------	-------	-------------	-------------	----------	-------	-------	----------	-----------